




S.D.V.N. Sr. School, Punhana

CLASS I

FUN ACTIVITIES FOR SUMMER VACATION, 2018



As the holidays have begun,
it's time for us to have some fun.

It is time to see amazing kids' movies,
and help our mama in making goodies.

We will make new friends and play lots of games,
spend time with them and know their names.

We got a big break from school,
to enjoy the vacation and stay cool.

We are free to do anything we like,
playing, reading or riding our bike.


We will sleep on time,
and rise with the bright sun.

As the holidays have begun,
It's time for us to have some fun.

*Looking forward to meet to
you all in July.....*

Happy Holidays!!!!!!

Have a great time!



Dear Parents

Kids look forward to the summer vacation all year long. They look forward to having loads of fun and family time. With summer vacation right around the corner, its time to generate certain ideas to help children have a memorable vacation.



Growing you children's talent

Help your children learn a sport or join talent class this summer. While learning new skill/ sport, children stay active and attentive.



Creating a family bond

Along with varied activities, kids enjoy meeting people. Summer vacation is the best time to visit other members of the family who do not live in town. Kids really love the presence of Grandparents, aunts and uncles in their lives. It ensures stronger family ties as well.



Inculcating Reading Skills

Get your children exposed to the fascinating world of fictitious characters through interesting story books. However, throw in some non-fiction reading as an added advantage.

Cyber Fun: Few suggested internet sites to visit:

www.pitara.com,
www.funbrain.com,
www.magickeys.com (reading books),
www.nationalgeographic.com



Involving In Household Chores

Assign your children a few tasks which they can easily accomplish like filling water bottles, keeping them in the refrigerator, watering the plants, cleaning dishes, folding washed clothes etc. This is how you can get your young ones get into the habit of helping out around the house. You will set a pattern that will benefit them when they grow up.

Splash in water: Have fun while washing your own handkerchiefs, underpants and socks.

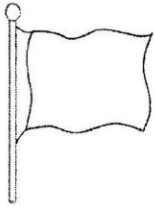
Note: A happy and healthy family time is the best way of imparting the much needed life skills to our children. We all wish to see them grow up as responsible and caring individuals who understand the value of time.

Celebrate your family and have a wonderful time together!

ENGLISH

Pick the correct blend from the column given below and write in the box to complete the word.


fl	pl	sl	cl	gl
tr	fr	gr	br	st



___ag



___ar



___unk



___ad



___ush



___ass



___eep




___ug




___own




___ass



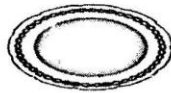
___ant




___uck



___ock



___ate



___ower



___uits



LONG SOUND

Read the words given below. Then write each word under it's respective long sound.


globe	use	jeep	whale	frame
kite	peel	home	plate	slice
file	gate	tree	cone	music
cube	note	ride	lake	feet
seed	duty	smile	tune	rope

a	e	i	o	u




A. Read the sentences and draw the appropriate picture for the same.


1. A bug is on a rug.




2. A tall boy has a ball.



3. A red cat is on the log.



4. A duck is in the pond.



B. Circle the words that rhyme with the first word.

cob - tab job sob

fell - sell call shell

moon - wood soon spoon

car - star class far

shop - rob stop hop



Reading at home makes a difference. Read five books of your choice.
Pick five new words and complete the table given below:

S.No.	Write it (write the word)	Draw it (make an illustration)	Use it (framing a sentence)
1.			
2.			
3.			
4.			
5.			



हिन्दी

प्र.1 वाक्य पूरा करके खाली स्थान भरो।

1.



बस _____।

2.



फल _____।

3.



घर _____।

4.



कलश _____।

5.



शलगम _____।

प्र.2 चित्र देखकर खाली स्थान भरो।

1.



अ — र

2.



म ट —

3.



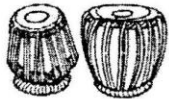
छा —

4.



— ल क

5.



त ब —



प्र.3 2, 3, 4 अक्षर वाले शब्दों को छाँटकर सही स्थान पर लिखिए।

2 अक्षर
वाले शब्द

3 अक्षर
वाले शब्द

4 अक्षर
वाले शब्द

- गाय गमला आसमान जाला आदर समाचार
टमाटर छाता पहाड़ कान अखबार मटका
डाकखाना जागना चाय काला बाज़ार पाठशाला



प्र.4 चित्र देखकर सही भाब्द पर गोला लगाए।

1.



इनाम

इनामा

2.



पाहाड़

पहाड़


3.



बादल

बदाल

4.



जहाज

जाहाज़


5.



हथा

हाथ

6.



गाय

गया

प्र.5 अक्षर लिखकर वर्ग पहेली को पूरा करें।

A word search puzzle grid with various words and images. The grid is as follows:

आ									
	ट	का		अ		ना			
		न		ना		ला			
							वा		

Surrounding images include: a mango, a watermelon, a coconut, a pineapple, a bowl of fruit, a bottle of medicine, and a bathtub with a person taking a bath.



प्र.6 चित्र देखकर नीचे दिए गए वर्ग में से भाब्द छाँटकर उन में रंग भरो।



चा	अ	सा	ह	म	न	ट	द
फ	ना	ल	आ	स	न	मा	अ
जा	र	ब	म	य	षा	ट	ना
म	ख	वा	भ	गा	ज	र	ना
ट	ध	पा	ल	क	छा	र	स
का	झा	फ	जा	आ	गा	ल	हा



प्र.7 वाक्य बनाओ।

1. चाय - _____।

2. आसन - _____।

3. बाज़ार - _____।

4. बादल - _____।



Counting

Forward counting 51-100

A 10x10 grid of star-shaped boxes. The number 51 is in the top-left box. The number 100 is in the bottom-right box. A cartoon girl is on the left holding a basket.

Backward counting 50 - 1


A 10x10 grid of star-shaped boxes. The number 50 is in the top-left box. The number 1 is in the bottom-right box. The numbers 7, 4, and 3 are in the bottom row. Two cartoon girls are on the left.



EVS

ALL ABOUT ME

Hi, my name is _____.



Stick your photograph or make a drawing of yourself

I am _____ years old.

I have _____ hair and _____ eyes.

My birthday falls on _____.

I stay in a _____ family. There are _____ members in my family.

My favourite subject is _____.

I enjoy / don't enjoy travelling.

I visited _____ during my summer vacations.

A FEW MORE OF MY FAVOURITE THINGS:

Colour _____

Animal _____

Food _____

Sport _____

Game _____

Book _____

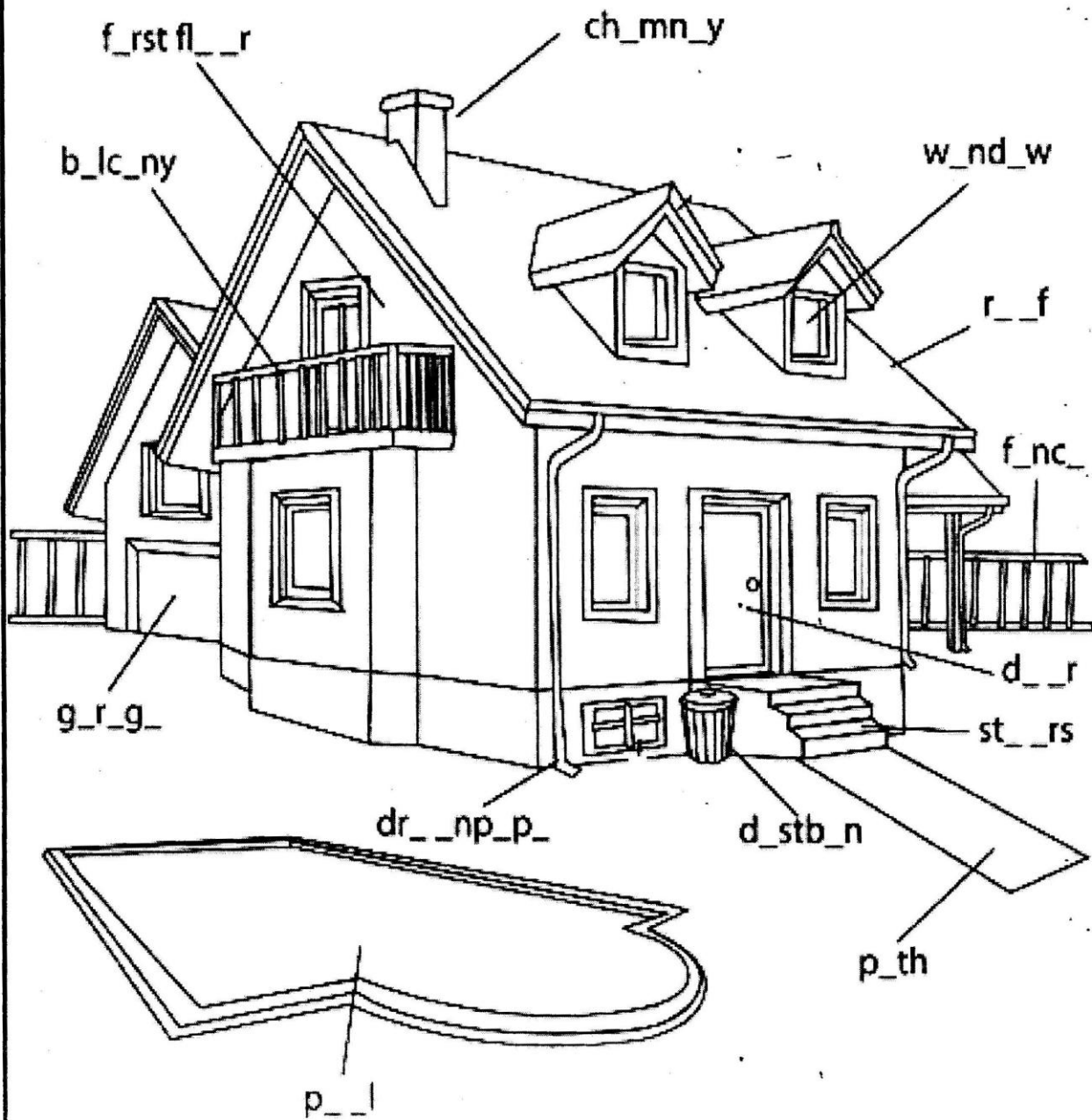
Cartoon _____

Drink _____



Parts of The House

Fill in the missing vowels for each of the following words:






My House & Furniture


Where do you do these things? Match the activities with the room.

- | | |
|------------------------------|------------------------|
| 1) I watch TV | a) in the dining room. |
| 2) My mother cooks the meals | b) in my bedroom. |
| 3) We have a shower | c) in the living room. |
| 4) I sleep | d) in the bathroom. |
| 5) I hang my clothes | e) in the kitchen. |
| 6) My family dines | f) in the cupboard. |


Tick the associated words with the pictures of the respective rooms.




bed	<input type="checkbox"/>	table lamp	<input type="checkbox"/>
bedside table	<input type="checkbox"/>	mirror	<input type="checkbox"/>
chair	<input type="checkbox"/>	table	<input type="checkbox"/>



toilet seat	<input type="checkbox"/>	wash basin	<input type="checkbox"/>
bathtub	<input type="checkbox"/>	towel	<input type="checkbox"/>
mirror	<input type="checkbox"/>	shower	<input type="checkbox"/>



gas burner	<input type="checkbox"/>	microwave	<input type="checkbox"/>
cooker	<input type="checkbox"/>	fridge	<input type="checkbox"/>
chair	<input type="checkbox"/>	cabinet	<input type="checkbox"/>





lamp	<input type="checkbox"/>	lamp	<input type="checkbox"/>
sofa	<input type="checkbox"/>	painting	<input type="checkbox"/>
bed	<input type="checkbox"/>	table	<input type="checkbox"/>



Helping at home

The small boy is helping his mother in household chores. Number the pictures as per the sequence.



In what other ways do you help at home? Colour the box green if you help in the way mentioned below:

Water plants

Wash vessels

Arrange vessels

Help wash car

Put newspaper in its place daily

Clear up things from a room

I help my _____ to _____.

*let's take the time
to say "Thanks, dad.
I'm glad you're mine."*



LEARNING OUTCOME - To enhance creativity and to express love for our parents.

Gift a special card to your Dad with the help of elders in the family.

You will require-

- Cartridge sheet or chart paper A4 size
- Paintbrush
- Paints

What to do-

- ✦ First are the footprints and handprints.
- ✦ Do the "body" which is the footprint, in blue. While the "cape" which is the Handprint, in red.
- ✦ Paint a circle on the canvas for the head and paint hands/arms coming from the "foot/body" of your superhero.
- ✦ Paint on some clouds or other embellishments to the canvas.
- ✦ Click a photo gifting the card to your Dad and paste its printout (postcard size) on a coloured A-4 size pastel sheet.

