



S.D.V.N. Sr. Sec. School, Punhana

Class Pre- School

FUN ACTIVITIES FOR SUMMER VACATION, 2019

Summer, the season of the sun,
Time for kids to have lots of fun.


Make new friends as you travel new lands,
Parks, Kidzania or Adventure Island.


Museums, zoos or a mountain hike,
Learn skate board or skipping or ride your bike.

Click loads of pictures to show each one,
With grandparents too have fun.


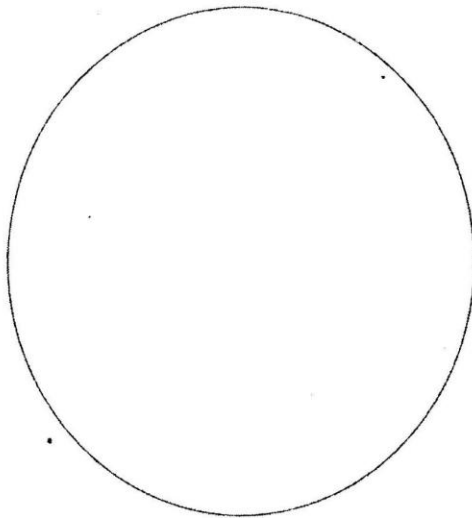


Exciting experiments and art 'n' craft,
Cool recipes and projects to make you smart.

Upwards & onwards you have to go far,
You are a Delight - a true Shining Star.






Colour only the happy faces.

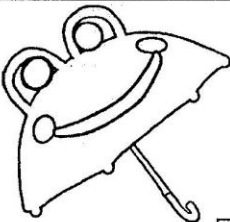
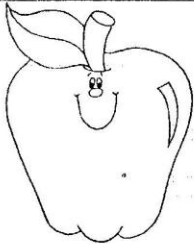












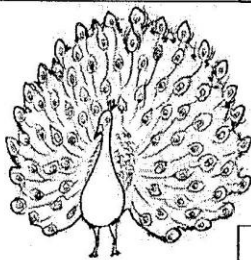




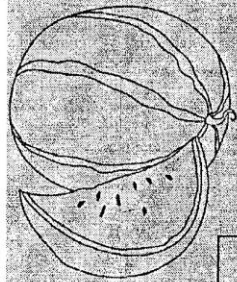



Draw a happy face.




A to Z

Look at the picture and write the first Alphabet letter in





Do green colour lady finger printing on Capital 'L'.




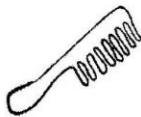


Do tearing and pasting of different coloured papers on the big fish.





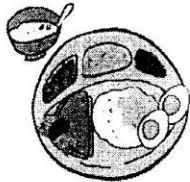
Match the following:






Draw / paste pictures of the things you like to eat.

I like...




food

I like...



vegetable

I like...




fruit

I like...



snack






Circle the correct first letter for the given pictures.




T I L




H T I




L I T



L H T



I H T




L T H

Write the first letter for the given pictures.



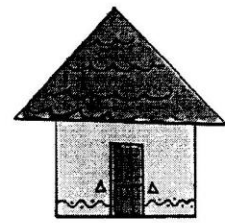
.....



.....



.....



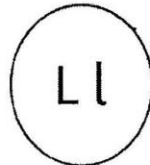
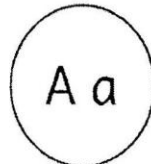
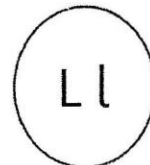
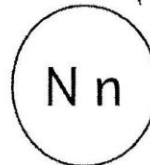
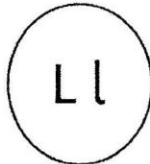
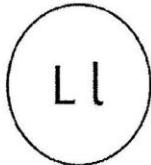
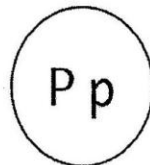
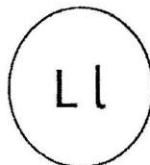
.....

Practise writing the same letters in the given lines.

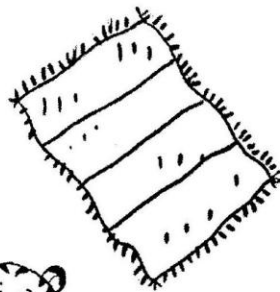
.....



Colour the circles with the letter Ll.



Colour the pictures that begin with the letter Tt.



Practise writing the letters L and T in the given line.


.....

.....

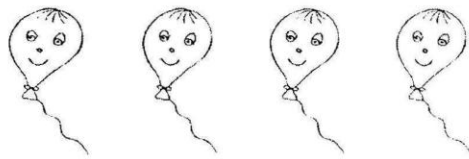
Count and encircle the correct number in each row.



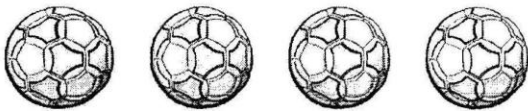
4 6 5 8 1




3 7 6 4 5




6 7 5 8 4




4 6 8 5 2




3 6 7 2 4



6 5 4 8 9

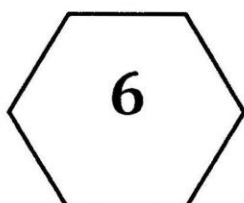
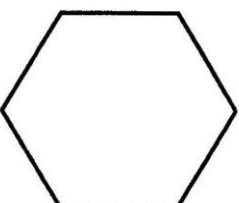

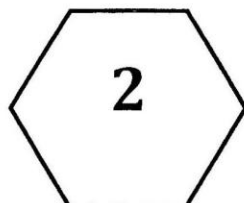
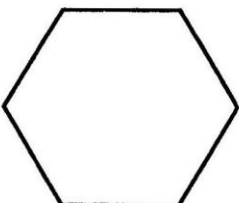
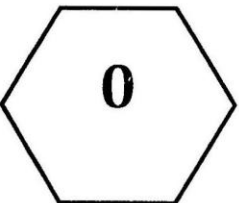

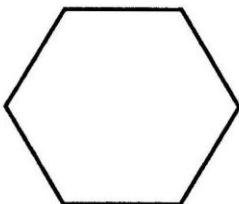
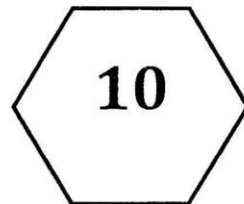
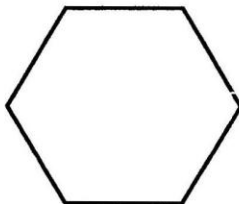
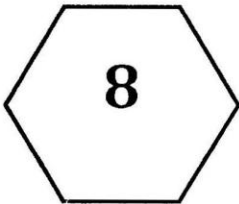

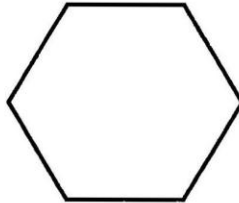


9 8 2 6 5



8 7 3 6 2

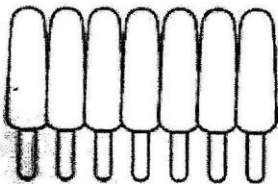
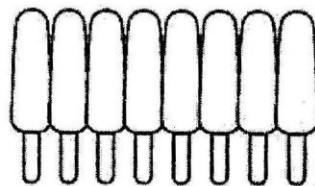


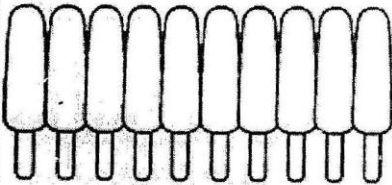

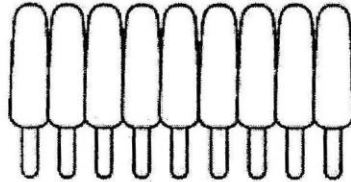

Write the number that comes in between the given numbers.



Name _____

Ice Cream Count and Tally

Count and tally the ice cream in each box.



Searching For Silver

Name: _____

I can count to 20!





1		3	4	
	7			10
11			14	
		18		


2	5	6	8	9	12
13	15	16	17	19	20

सही अक्षर वाले चित्र के चारों ओर गोला बनाइए:-

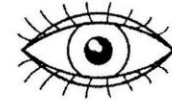
इ से




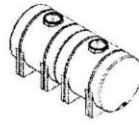
ई से



उ से



ऊ से



ए से



ऐ से



ओ से



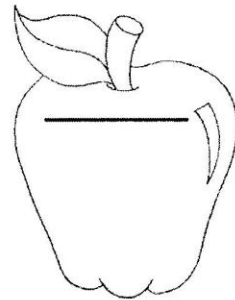
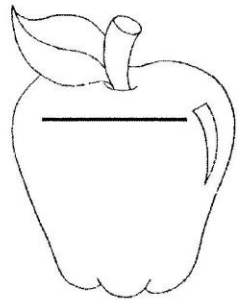
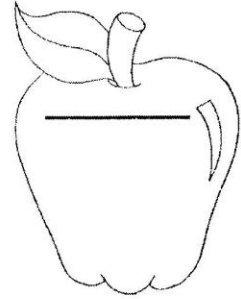
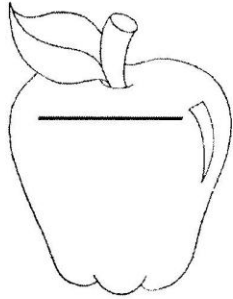
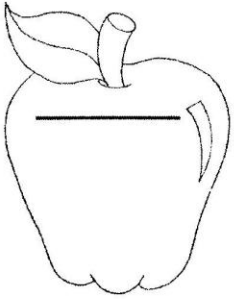
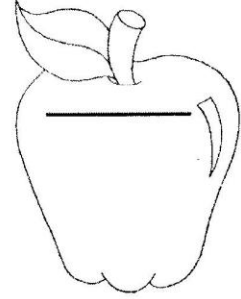
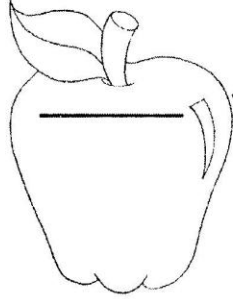
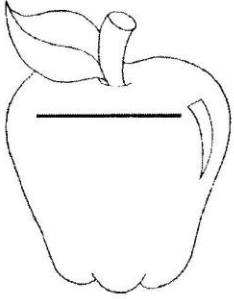
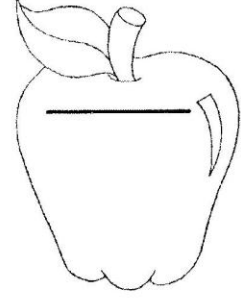
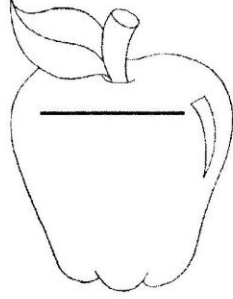
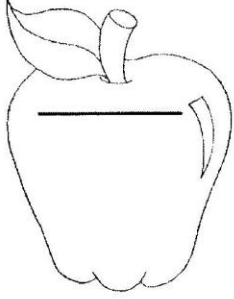
औ से




नीचे दिए गए स्वरों को दिए गए खाली स्थान में कम से लिखिए:

अ इ ऊ ए उ ऐ

ई ओ ऋ औ आ





Good Habits



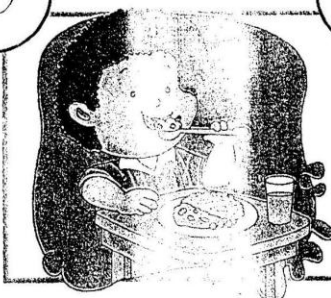

Answer the given questions, if answer is yes, colour the smiling face, if no, colour the sad face.

Did you get up early in the morning today?




Did You brush your teeth today?

Have you taken a shower today?



Have you taken a healthy breakfast?

The Four Magic Words



Please

Thank You

Sorry

Welcome

When we ask for something, we first say, 'Please'. When someone helps us, we say, 'thank you'.

Please give me that Book.



Thank You.



You are welcome

When Someone says Thank you , we say 'you are welcome'.

I am sorry.
Did I hurt you?



No, I am fine.
Thank you.



When we hurt to someone even by mistake, we say, 'Sorry'.


Topic : Cone

Name: _____

Class: _____

Date: _____

Freddie the joker is wearing a party cap. Trace and colour the cap and make it colourful.



Class: _____ Date: _____

She is wearing a crown with 17 bindis.





*Let's take the time
to say "Thanks, Dad.
I'm glad you're mine."*



LEARNING OUTCOME - To enhance creativity and to express love for our parents.

Gift a special card to your Dad with the help of elders in the family.

You will require-

- Cartridge sheet or chart paper A4 size
- Paintbrush
- Paints

What to do-

- ✦ First are the footprints and handprints.
- ✦ Do the "body" which is the footprint, in blue. While the "cape" which is the Handprint, in red.
- ✦ Paint a circle on the canvas for the head and paint hands/arms coming from the "foot/body" of your superhero.
- ✦ Paint on some clouds or other embellishments to the canvas.
- ✦ Click a photo gifting the card to your Dad or Mom and paste its printout in the given scrapbook.

