

Holiday Home work 2019-20

NURSERY



Name: Class & Sec:

HOLIDAY HOMEWORK

Class : Nursery

We hope the children enjoyed their first spell in school as much as we enjoyed getting to know them. The school is a second home. Hope our children have started feeling at home in school by now.

Summer Vacations are just round the corner. To keep our little ones indoors in the sweltering heat and to utilize their time with constructive and creative activities, we are sending a few assignments that would help the children get a grasp of the work done in the school.

For The Parents

- ☺ **Be a Friend** : Play games with your child like - Ludo, Carom-board or scrabble.
- ☺ **Explore Nature** : Take your child for morning walk, count trees, cars, stones, flowers, etc. while going for a walk.
- ☺ **Sharpen Memory** : Put a few things on a tray show the tray to your child for a while and then cover the tray. Ask your child to name the objects which were on the tray. This activity will help enhancing the memory and vocabulary of your child.

'Books Can Be Our Best Friends'

Reading time : Reading story books enhances Language and Vocabulary development. Make bed time reading a regular practice with your child (with pictures and large text). After reading stories ask questions like "Did you like the Story?" "Who was your favourite character in the Story?" etc.

A) Suggested Story Book Series:

- ✓ Pepper
- ✓ Bruno
- ✓ Lady Bird (Level 1)
- ✓ Bubbles
- ✓ Ramayana

B) Suggested Television Channels :

- ✓ Discovery Kids
- ✓ National Geographic
- ✓ Disney Junior

C) Suggested You-Tube Series :

- ✓ Peppa Pig
- ✓ Barney
- ✓ Dora the explorer

D) Suggested Movies to Watch

- ✓ Jungle Book
- ✓ Kungfu Panda 1, 2 & 3
- ✓ Stuart Little
- ✓ Zootopia
- ✓ Taugled



Head Mistress

Principal



HOME IS WHERE THE HEART IS




© Colouring Fun (HOUSE)


Colour the house with bright and beautiful colours.



I LOVE MY SCHOOL



Colour the frame and paste a photograph (Postcard Size) of yourself in the School Uniform.



On THE First Day of My School

I WAS




Happy



Sad



Scared



Worried


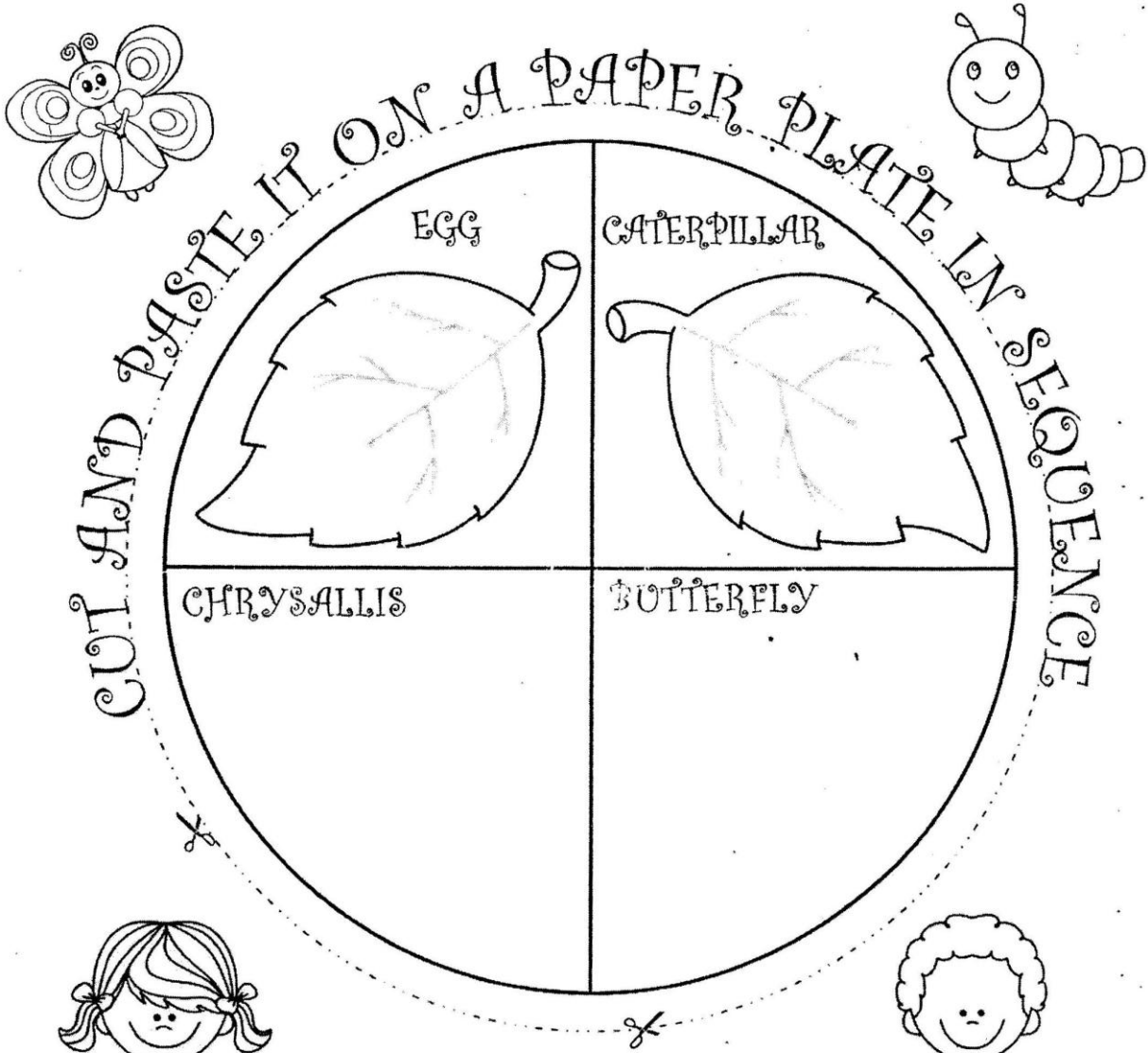


Curious

COLOUR ANY ONE EXPRESSION




Butterfly Life Cycle with PASTA & Paper Plate Craft



Make a Colourful Hand Print BUTTERFLY

- : Butterfly Butterfly Flutterby Flutterby :-



Let's make them...



'Little Chefs'



Make a delicious Ice-Cream shake at home with your child. Discuss the steps in sequence to make it.

Remember to click a photographs while the little chef is at work.


Oreo-Ice Cream Shake Recipe

INGREDIENTS:

- | | | |
|---|--|---------------------------------|
| 🍪 8 Oreo biscuits in Sandwich bag crushed | | 🍦 4 Scoops of vanilla ice-cream |
| 🥛 2 cups milk | | 🧊 Handful of ice |

Blend everything in a blender until smooth, then...

Yummy




**PASTE
A
PHOTOGRAPH**





Finger Printing (APPLE)

- Fill the picture with suitable colours.



Why my parents say that:
"I am the apple of their eyes"




Colouring Time (JOKER):

- Make the joker happy by colouring it.



CLASS: Nursery.

Draw the standing line and decorate the picture with colour.




We feel very hot in the summer.

Sun shines very hot.


We eat ice-creams and
drink cold drinks.

Colour the Sun
and his
soft drink.



Make the butterfly
colourful by
putting Bindis
on the dots.

Good Habits





Answer the given questions, if answer is yes, colour the smiling face, if no, colour the sad face.

Did you get up early in the morning today?




Did You brush your teeth today?

Have you taken a shower today?



Have you taken a healthy breakfast?

The Four Magic Words




Please

Thank You


Sorry

Welcome

When we ask for something, we first say, 'Please'. When someone helps us, we say, 'thank you'.



When Someone says Thank you , we say 'you are welcome'.



When we hurt to someone even by mistake, we say, 'Sorry'.


Shape : Cone

Name _____

Class - _____

Date - _____

See the joy in wearing a simple cap. Trace and colour the cap and make it colourful.






Name: _____ Class: _____ Date: _____

She is wearing a crown with 17 bindis.



Identify the given pictures and put a tick (✓) on those that you see in the sky during the day time.



Identify the given pictures and colour only those that you see in the sky during the night.

