



S.D.V.N. Sr. Sec. School, Punhana

CLASS PRE-PRIMARY

FUN ACTIVITIES FOR SUMMER VACATION, 2017

**Holidays are the best time of the year,
Time to shout, clap & Cheer!!!
Jump about and have lots of fun,
Enjoy treats in tons and tons!!!
Plan a trip, go around and explore,
Be it mountains or the sea shore!!!
Playing or cycling, whatever you do,
Museums & mountains can be visited too!!!
Try cool recipes with your grandparents too,
Experiments and projects to be done by you!!!**



Dear Parents

1. **A healthy mind resides in a healthy body** so start your day early and set a routine even during vacations. In addition you and your little one can spend some quality time playing or simply making normal conversation to enhance the bond, go cycling, swimming to keep yourself fit and healthy. Encourage your child to take care of personal hygiene by inculcating the following habits:

- Brushing teeth twice daily.
- Combing hair regularly.
- Bathing every day.
- Washing hands before and after meals.
- Trimming the nails and keeping them clean.

2. **A book is a child's best friend.** Develop a love for reading and listening to stories. Suggested series of story books for reading:

- Pepper
- Bruno
- Bubbles

3. **Encourage self-responsibility** and accountability. Encourage them to keep the house clean especially the play area.

4. **Explore their creativity** and take care of their emotional, social & physical needs.

5. Some activities suggested for the kids to **experience and value nature**, so that they can understand their importance and protect them.

- Take your child for regular morning walk to breathe in fresh air.
- Collect pebbles and paint them with your child.
- Collect leaves and make a collage with your child, let them feel the texture of the trunk and the leaves.

6. **Play different games** with your child to encourage them to express freely and make them more responsible. It is going to increase their self confidence and help them grow into an independent and confident individual.

- Collect things that belong to different rooms in the house and ask your child to name the objects and the room which they belong to. Help them place the things back at the right place.

✚ For ISA (International School Awards) Activity

Let's explore and learn about International places.

Help your child to learn to greet in the language of the following countries.

Country	Language	Greetings
England	English	Good Morning Good Afternoon Good Night
Qatar	Arabic	Sabah Alkhyr Jab Masayik Tusbin Ealaa Khayr
Germany	German	guten Morgen guten Nachmittag Gute Nachte

We wish our little ones a great vacation!!



Yours fondly

Class Teacher


P.S.: We seek your indulgence in making the worksheets come alive for your ward.





Fill in the blanks with 'a' or 'an'.








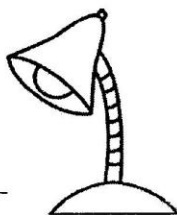



































Colour the picture whose first letter begins with a vowel.






Look at the pictures and write the letters they begin with.





The **MORE** that you **READ**.
the more **THINGS** you will **KNOW**.
The **MORE** you **LEARN**.
the more **PLACES** you'll **GO**!

Make your child read the given sight words.






Draw pictures according to the instructions.

Draw a **bigger** flower.



Draw a **smaller** apple.



Draw a **taller** girl.



Draw a **shorter** boy.




Draw a **longer** pencil.

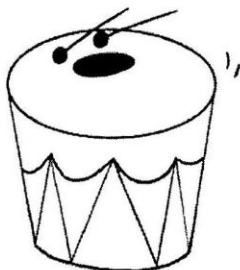








Draw a **thicker** tree trunk.



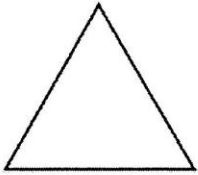



Colour the picture that is different in each set.

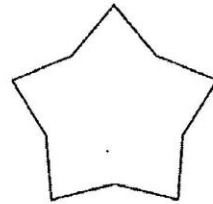





Identify the shapes after counting the number of sides. Write the number of sides.



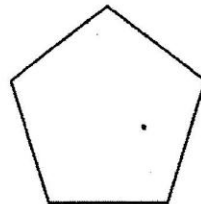
Sides



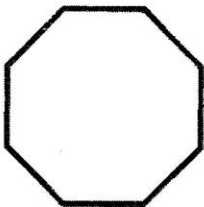
Sides



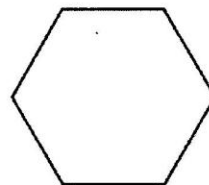
Sides



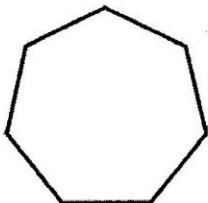
Sides



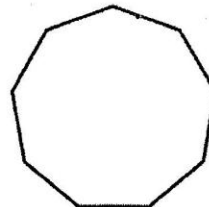
Sides



Sides



Sides







Sides



IN THE RIGHT ORDER




Count and draw the pictures in the correct order from 1-12 and write the number in the given box.

 <input type="text"/>	 <input type="text"/>	 <input type="text"/>	 <input type="text"/>
 <input type="text"/>	 <input type="text"/>	 <input type="text"/>	 <input type="text"/>
 <input type="text"/>	 <input type="text"/>	 <input type="text"/>	 <input type="text"/>



NUMBER USER

I use numbers to tell about myself. (to be done under parents guidance / assistance)



1. -----

My House Number

2. -----

My Pin Code

3. -----

My Mother's / Father's Contact Number

4. -----

Number of candles I put on my Birthday cake



5. -----

My Age

6. -----

My Weight

7. -----

My Vehicle's Registration Number



8. -----

No. of persons in my family

9. -----

I can count upto



RIDDLE DIDDLE DEE

Use the secret code to solve the riddle and colour the cake.

What is the best thing to dig into a cake?



SECRET CODE

○ = R

△ = U

□ = T

♥ = H

○ = O

□ = E

★ = Y



*Let's take the time
to say "Thanks, Dad.
I'm glad you're mine."*



LEARNING OUTCOME - To enhance creativity and to express love for our parents.

Gift a special card to your Dad with the help of elders in the family.

You will require-

- Cartridge sheet or chart paper A4 size
- Paintbrush
- Paints

What to do-

- ✦ First are the footprints and handprints.
- ✦ Do the "body" which is the footprint, in blue. While the "cape" which is the Handprint, in red.
- ✦ Paint a circle on the canvas for the head and paint hands/arms coming from the "foot/body" of your superhero.
- ✦ Paint on some clouds or other embellishments to the canvas.
- ✦ Click a photo gifting the card to your Dad or Mom and paste its printout in the given scrapbook.

